


























Schedule A
WFSU-TV (1741)
Tallahassee, FL

NFFS Excluded?

If you have an NFFS Exclusion, please click the "NFFS X" button, and enter your NFFS data.

Source of Income	2019 data	2020 data				
1. Amounts provided directly by federal government agencies	\$0	\$465 				
A. Grants for facilities and other capital purposes	\$0	\$0 				
B. Department of Education	\$0	\$0 				
C. Department of Health and Human Services	\$0	\$0 				
D. National Endowment for the Arts and Humanities	\$0	\$0 				
E. National Science Foundation	\$0	\$0 				
F. Other Federal Funds (specify)	\$0	\$465 				
<table border="1" style="width: 100%; border-collapse: collapse;"> <thead> <tr> <th style="text-align: left;">Description</th> <th style="text-align: right;">Amount</th> </tr> </thead> <tbody> <tr> <td style="padding-left: 20px;">Underwriting from Federal Agency</td> <td style="text-align: right;">\$465</td> </tr> </tbody> </table>	Description	Amount	Underwriting from Federal Agency	\$465		
Description	Amount					
Underwriting from Federal Agency	\$465					
2. Amounts provided by Public Broadcasting Entities	\$1,892,580	\$2,107,578 				
A. CPB - Community Service Grants	\$1,739,075	\$1,627,173 				
B. CPB - all other funds from CPB (e.g. DDF, RTL, Programming Grants)	\$142,129	\$411,931 				
C. PBS - all payments except copyright royalties and other pass-through payments. See Guidelines for details.	\$7,134	\$53,776 				
D. NPR - all payments except pass-through payments. See Guidelines for details.	\$0	\$0 				
E. Public broadcasting stations - all payments	\$4,242	\$14,698 				
F. Other PBE funds (specify)	\$0	\$0 				
3. Local boards and departments of education or other local government or agency sources	\$23,795	\$18,893 				
3.1 NFFS Eligible	\$16,750	\$18,568 				
A. Program and production underwriting	\$16,750	\$18,568 				
B. Grants and contributions other than underwriting	\$0	\$0 				
C. Appropriations from the licensee	\$0	\$0 				
D. Gifts and grants for facilities and equipment as restricted by the donor or received through a capital campaign (Radio only)	\$0	\$0 				
E. Gifts and grants received through a capital campaign but not for facilities and equipment	\$0	\$0 				
F. Other income eligible as NFFS (specify)	\$0	\$0 				
3.2 NFFS Ineligible	\$7,045	\$325 				
A. Rental income	\$0	\$0 				
B. Fees for services	\$7,045	\$325 				

C. Licensing fees (not royalties – see instructions for Line 15)	\$0	\$0							
D. Gifts and grants for facilities and equipment as restricted by the donor or received through a capital campaign (TV only)	\$0	\$0							
E. Other income ineligible for NFFS inclusion	\$0	\$0							
4. State boards and departments of education or other state government or agency sources	\$6,139,331	\$5,966,783							
4.1 NFFS Eligible	\$5,621,571	\$5,536,893							
A. Program and production underwriting	\$26,178	\$16,696							
B. Grants and contributions other than underwriting	\$5,595,393	\$5,520,197							
C. Appropriations from the licensee	\$0	\$0							
D. Gifts and grants for facilities and equipment as restricted by the donor or received through a capital campaign (Radio only)	\$0	\$0							
E. Gifts and grants received through a capital campaign but not for facilities and equipment	\$0	\$0							
F. Other income eligible as NFFS (specify)	\$0	\$0							
4.2 NFFS Ineligible	\$517,760	\$429,890							
A. Rental income	\$0	\$0							
B. Fees for services	\$133,853	\$130,994							
C. Licensing fees (not royalties – see instructions for Line 15)	\$0	\$0							
D. Gifts and grants for facilities and equipment as restricted by the donor or received through a capital campaign (TV only)	\$153,973	\$84,721							
E. Other income ineligible for NFFS inclusion	\$229,934	\$214,175							
<table border="1"> <thead> <tr> <th>Description</th> <th>Amount</th> </tr> </thead> <tbody> <tr> <td>Contract Activity Non-NFFS - FSC</td> <td>\$15,600</td> </tr> <tr> <td>Contract Activity Non-NFFS - Leg</td> <td>\$198,575</td> </tr> </tbody> </table>		Description	Amount	Contract Activity Non-NFFS - FSC	\$15,600	Contract Activity Non-NFFS - Leg	\$198,575		
Description	Amount								
Contract Activity Non-NFFS - FSC	\$15,600								
Contract Activity Non-NFFS - Leg	\$198,575								
5. State colleges and universities	\$1,702,635	\$1,601,931							
5.1 NFFS Eligible	\$1,225,643	\$1,269,202							
A. Program and production underwriting	\$4,258	\$4,132							
B. Grants and contributions other than underwriting	\$417,267	\$371,236							
C. Appropriations from the licensee	\$804,118	\$893,834							
D. Gifts and grants for facilities and equipment as restricted by the donor or received through a capital campaign (Radio only)	\$0	\$0							
E. Gifts and grants received through a capital campaign but not for facilities and equipment	\$0	\$0							
F. Other income eligible as NFFS (specify)	\$0	\$0							
5.2 NFFS Ineligible	\$476,992	\$332,729							

A. Rental income	\$0	\$0	
B. Fees for services	\$28,170	\$21,450	
C. Licensing fees (not royalties – see instructions for Line 15)	\$0	\$0	
D. Gifts and grants for facilities and equipment as restricted by the donor or received through a capital campaign (TV only)	\$446,000	\$310,123	
E. Other income ineligible for NFFS inclusion	\$2,822	\$1,156	

Description	Amount
Indirect costs returned to department	\$1,156

6. Other state-supported colleges and universities	\$0	\$0	
6.1 NFFS Eligible	\$0	\$0	
A. Program and production underwriting	\$0	\$0	
B. Grants and contributions other than underwriting	\$0	\$0	
C. Appropriations from the licensee	\$0	\$0	
D. Gifts and grants for facilities and equipment as restricted by the donor or received through a capital campaign (Radio only)	\$0	\$0	
E. Gifts and grants received through a capital campaign but not for facilities and equipment	\$0	\$0	
F. Other income eligible as NFFS (specify)	\$0	\$0	
6.2 NFFS Ineligible	\$0	\$0	
A. Rental income	\$0	\$0	
B. Fees for services	\$0	\$0	
C. Licensing fees (not royalties – see instructions for Line 15)	\$0	\$0	
D. Gifts and grants for facilities and equipment as restricted by the donor or received through a capital campaign (TV only)	\$0	\$0	
E. Other income ineligible for NFFS inclusion	\$0	\$0	
7. Private colleges and universities	\$0	\$0	
7.1 NFFS Eligible	\$0	\$0	
A. Program and production underwriting	\$0	\$0	
B. Grants and contributions other than underwriting	\$0	\$0	
C. Appropriations from the licensee	\$0	\$0	
D. Gifts and grants for facilities and equipment as restricted by the donor or received through a capital campaign (Radio only)	\$0	\$0	
E. Gifts and grants received through a capital campaign but not for facilities and equipment	\$0	\$0	
F. Other income eligible as NFFS (specify)	\$0	\$0	
7.2 NFFS Ineligible	\$0	\$0	

A. Rental income	\$0	\$0	
B. Fees for services	\$0	\$0	
C. Licensing fees (not royalties – see instructions for Line 15)	\$0	\$0	
D. Gifts and grants for facilities and equipment as restricted by the donor or received through a capital campaign (TV only)	\$0	\$0	
E. Other income ineligible for NFFS inclusion	\$0	\$0	
8. Foundations and nonprofit associations	\$99,460	\$84,698	
8.1 NFFS Eligible	\$75,323	\$75,959	
A. Program and production underwriting	\$57,249	\$51,459	
B. Grants and contributions other than underwriting	\$18,074	\$24,500	
C. Gifts and grants for facilities and equipment as restricted by the donor or received through a capital campaign (Radio only)	\$0	\$0	
D. Gifts and grants received through a capital campaign but not for facilities and equipment	\$0	\$0	
E. Other income eligible as NFFS (specify)	\$0	\$0	
8.2 NFFS Ineligible	\$24,137	\$8,739	
A. Rental income	\$0	\$0	
B. Fees for services	\$15,633	\$8,739	
C. Licensing fees (not royalties – see instructions for Line 15)	\$0	\$0	
D. Gifts and grants for facilities and equipment as restricted by the donor or received through a capital campaign (TV only)	\$0	\$0	
E. Other income ineligible for NFFS inclusion	\$8,504	\$0	
9. Business and Industry	\$261,874	\$210,835	
9.1 NFFS Eligible	\$155,555	\$130,383	
A. Program and production underwriting	\$155,555	\$117,346	
B. Grants and contributions other than underwriting	\$0	\$13,037	
C. Gifts and grants for facilities and equipment as restricted by the donor or received through a capital campaign (Radio only)	\$0	\$0	
D. Gifts and grants received through a capital campaign but not for facilities and equipment	\$0	\$0	
E. Other income eligible as NFFS (specify)	\$0	\$0	
9.2 NFFS Ineligible	\$106,319	\$80,452	
A. Rental income	\$24,888	\$29,866	
B. Fees for services	\$81,431	\$41,586	
C. Licensing fees (not royalties – see instructions for Line 15)	\$0	\$0	

D. Gifts and grants for facilities and equipment as restricted by the donor or received through a capital campaign (TV only)	\$0	\$0	
E. Other income ineligible for NFFS inclusion	\$0	\$9,000	
Description	Amount		
Auto Insurance Proceeds	\$9,000		
10. Memberships and subscriptions (net of membership bad debt expense)	\$473,391	\$554,201	
10.1 NFFS Exclusion – Fair market value of premiums that are not of insubstantial value	\$104,322	\$112,059	
10.2 NFFS Exclusion – All bad debt expenses from NFFS eligible revenues including but not limited to pledges, underwriting, and membership (unless netted elsewhere in Schedule A)	\$0	\$0	
	2019 data	2020 data	
10.3 Total number of contributors.	4,534	5,211	
11. Revenue from Friends groups less any revenue included on line 10	\$0	\$0	
	2019 data	2020 data	
11.1 Total number of Friends contributors.	0	0	
12. Subsidiaries and other activities unrelated to public broadcasting (See instructions)	\$0	\$0	
A. Nonprofit subsidiaries involved in telecommunications activities	\$0	\$0	
B. NFFS Ineligible – Nonprofit subsidiaries not involved in telecommunications activities	\$0	\$0	
C. NFFS Ineligible – For-profit subsidiaries regardless of the nature of its activities	\$0	\$0	
D. NFFS Ineligible – Other activities unrelated to public broadcasting	\$0	\$0	
Form of Revenue			
	2019 data	2020 data	
13. Auction revenue (see instructions for Line 13)	\$0	\$0	
A. Gross auction revenue	\$0	\$0	
B. Direct auction expenses	\$0	\$0	
14. Special fundraising activities (see instructions for Line 14)	\$45,752	\$37,057	
A. Gross special fundraising revenues	\$45,752	\$37,057	
B. Direct special fundraising expenses	\$0	\$0	
15. Passive income	\$15,571	\$30,388	
A. Interest and dividends (other than on endowment funds)	\$15,571	\$29,437	
B. Royalties	\$0	\$0	
C. PBS or NPR pass-through copyright royalties	\$0	\$951	
16. Gains and losses on investments, charitable trusts and gift annuities and sale of other assets (other than endowment funds)	\$0	\$0	
A. Gains from sales of property and equipment (do not report losses)	\$0	\$0	

B. Realized gains/losses on investments (other than endowment funds)	\$0	\$0	
C. Unrealized gains/losses on investments and actuarial gains/losses on charitable trusts and gift annuities (other than endowment funds)	\$0	\$0	
17. Endowment revenue	\$0	\$0	
A. Contributions to endowment principal	\$0	\$0	
B. Interest and dividends on endowment funds	\$0	\$0	
C. Realized net investment gains and losses on endowment funds (if this is a negative amount, add a hyphen, e.g., "-1,765")	\$0	\$0	
D. Unrealized net investment gains and losses on endowment funds (if this is a negative amount, add a hyphen, e.g., "-1,765")	\$0	\$0	
18. Capital fund contributions from individuals (see instructions)	\$0	\$0	
A. Facilities and equipment (except funds received from federal or public broadcasting sources)	\$0	\$0	
B. Other	\$0	\$0	
19. Gifts and bequests from major individual donors	\$103,456	\$75,904	
	2019 data	2020 data	
19.1 Total number of major individual donors	26	29	
20. Other Direct Revenue	\$0	\$0	
Line 21. Proceeds from the FCC Spectrum Incentive Auction, interest and dividends earned on these funds, channel sharing revenues, and spectrum leases	\$846,476	\$13,595	
A. Proceeds from sale in spectrum auction	\$0	\$0	
B. Interest and dividends earned on spectrum auction related revenue	\$0	\$0	
C. Payments from spectrum auction speculators	\$0	\$0	
D. Channel sharing and spectrum leases revenues	\$0	\$0	
E. Spectrum repacking funds	\$846,476	\$13,595	
22. Total Revenue (Sum of lines 1 through 12, 13.A, 14.A, and 15 through 21)	\$11,604,321	\$10,702,328	
Click here to view all NFFS Eligible revenue on Lines 3 through 9.			
Click here to view all NFFS Ineligible revenue on Lines 3 through 9.			
Adjustments to Revenue			
	2019 data	2020 data	
23. Federal revenue from line 1.	\$0	\$465	
24. Public broadcasting revenue from line 2.	\$1,892,580	\$2,107,578	
25. Capital funds exclusion—TV (3.2D, 4.2D, 5.2D, 6.2D, 7.2D, 8.2D, 9.2D, 18A)	\$599,973	\$394,844	
26. Revenue on line 20 not meeting the source, form, purpose, or recipient criteria	\$0	\$0	
27. Other automatic subtractions from total revenue	\$1,483,078	\$582,945	

A. Auction expenses – limited to the lesser of lines 13a or 13b	\$0	\$0	
B. Special fundraising event expenses – limited to the lesser of lines 14a or 14b	\$0	\$0	
C. Gains from sales of property and equipment – line 16a	\$0	\$0	
D. Realized gains/losses on investments (other than endowment funds) – line 16b	\$0	\$0	
E. Unrealized investment and actuarial gains/losses (other than endowment funds) – line 16c	\$0	\$0	
F. Realized and unrealized net investment gains/losses on endowment funds – line 17c, line 17d	\$0	\$0	
G. Rental income (3.2A, 4.2A, 5.2A, 6.2A, 7.2A, 8.2A, 9.2A)	\$24,888	\$29,866	
H. Fees for services (3.2B, 4.2B, 5.2B, 6.2B, 7.2B, 8.2B, 9.2B)	\$266,132	\$203,094	
I. Licensing Fees (3.2C, 4.2C, 5.2C, 6.2C, 7.2C, 8.2C, 9.2C)	\$0	\$0	
J. Other revenue ineligible as NFFS (3.2E, 4.2E, 5.2E, 6.2E, 7.2E, 8.2E, 9.2E)	\$241,260	\$224,331	
K. FMV of high-end premiums (Line 10.1)	\$104,322	\$112,059	
L. All bad debt expenses from NFFS eligible revenues including but not limited to pledges, underwriting, and membership (Line 10.2)	\$0	\$0	
M. Revenue from subsidiaries and other activities ineligible as NFFS (12.B, 12.C, 12.D)	\$0	\$0	
N. Proceeds from spectrum auction and related revenues from line 21.	\$846,476	\$13,595	
28. Total Direct Nonfederal Financial Support (Line 22 less Lines 23 through 27). (Forwards to line 1 of the Summary of Nonfederal Financial Support)	\$7,628,690	\$7,616,496	

Comments

Comment	Name	Date	Status
Schedule B WorkSheet			
WFSU-TV (1741)			
Tallahassee, FL			

	2019	2020
Step 1 - Compute the Rate - Licensee Indirect Costs/Licensee Direct Costs		
Institutional Support (Enter this amount here only if station benefits from Institutional Support.)	\$	\$832,000,988
AFS page or "n/a"		35
Physical Plant Support (Enter this amount here only if station benefits from Physical Plant Support.)	\$	\$525,443,428
AFS page or "n/a"		35
Licensee Indirect Costs	\$	\$1,357,444,416
Licensee Direct Costs		
Total Operating expenses	\$	\$10,114,998,152

	2019	2020
AFS page or "n/a"		35
Less: Institutional Support (Enter this amount whether or not the station benefits from Institutional Support.)	\$	\$832,000,988
AFS page or "n/a"		35
Less: Physical Plant Support (Enter this amount whether or not the station benefits from Physical Plant Support.)	\$	\$525,443,428
AFS page or "n/a"		35
Licensee's Direct Costs (= Total operating expenses minus both Institutional Support and Physical Plant Support)	\$	\$8,757,553,736
Indirect Cost Rate = (Licensee's Indirect Costs/Licensee's Direct Costs)	%	%15.500269
Step 2 - Identify the Base (Station's Net Direct Expenses)		
Station's Total Operating Expenses (from Schedule E, Line 8)	\$	\$12,031,837
Less: Depreciation and Amortization - from station's AFS (if applicable)	\$	\$1,082,703
AFS page or "n/a"		30
In-kind contributions and donated property and equipment reported as expenses per AFS (if applicable)	\$	\$21,192
AFS page or "n/a"		9
Indirect Administrative Support (if included in station's total expenses) -per AFS	\$	\$1,256,309
AFS page or "n/a"		9
Expenses for non-broadcast activities and UBIT-per AFS (if applicable)	\$	\$0
AFS page or "n/a"		n/a
Expenses not supported by licensee - per AFS (Example: expenses of consolidated entities like Friends Groups, foundations, and component units (if applicable))	\$	\$1,207,130
AFS page or "n/a"		n/a
Station's Net Direct Expenses	\$	\$8,464,503
Step 3: Apply the Rate to the Base (= total support activity benefiting the station)	\$	\$1,312,021
Upload the licensee's audited financial statement only. [NOTE: Only PDF files are allowed for upload.]	View Document	1741_WFSU_BWA_fy20.pdf

Comments

Comment	Name	Date	Status
---------	------	------	--------

Occupancy List
WFSU-TV (1741)
Tallahassee, FL

Type of Occupancy Location

Value

Schedule B Totals
WFSU-TV (1741)
Tallahassee, FL

	2019 data	2020 data	
1. Total support activity benefiting station	\$1,246,464	\$1,312,021	
2. Occupancy value	0	\$0	
3. Deductions: Fees paid to the licensee for overhead recovery, assessment, etc.	\$41,701	\$55,711	
4. Deductions: Support shown on lines 1 and 2 in excess of revenue reported in financial statements.	\$231	\$1	
5. Total Indirect Administrative Support (Forwards to Line 2 of the Summary of Nonfederal Financial Support)	\$1,204,532	\$1,256,309	
6. Please enter an institutional type code for your licensee.	SU	SU	

Comments

Comment	Name	Date	Status
---------	------	------	--------

Schedule C
WFSU-TV (1741)
Tallahassee, FL

	2019 data	Donor Code	2020 data	
1. PROFESSIONAL SERVICES (must be eligible as NFFS)	\$0		\$0	
A. Legal	\$0		\$0	
B. Accounting and/or auditing	\$0		\$0	
C. Engineering	\$0		\$0	
D. Other professionals (see specific line item instructions in Guidelines before completing)	\$0		\$0	
2. GENERAL OPERATIONAL SERVICES (must be eligible as NFFS)	\$0		\$539	
A. Annual rental value of space (studios, offices, or tower facilities)	\$0		\$0	
B. Annual value of land used for locating a station-owned transmission tower	\$0		\$0	
C. Station operating expenses	\$0	BS	\$539	
D. Other (see specific line item instructions in Guidelines before completing)	\$0		\$0	
3. OTHER SERVICES (must be eligible as NFFS)	\$21,639		\$20,653	
A. ITV or educational radio	\$0		\$0	
B. State public broadcasting agencies (APBC, FL-DOE, eTech Ohio)	SG \$21,639	SG	\$20,653	
C. Local advertising	\$0		\$0	
D. National advertising	\$0		\$0	
4. Total in-kind contributions - services and other assets eligible as NFFS (sum of lines 1 through 3), forwards to Line 3a. of the Summary of Nonfederal Financial Support	\$21,639		\$21,192	

	2019 data	<u>Donor Code</u>	2020 data
5. IN-KIND CONTRIBUTIONS INELIGIBLE AS NFFS	\$0		\$0
A. Compact discs, records, tapes and cassettes	\$0		\$0
B. Exchange transactions	\$0		\$0
C. Federal or public broadcasting sources	\$0		\$0
D. Fundraising related activities	\$0		\$0
E. ITV or educational radio outside the allowable scope of approved activities	\$0		\$0
F. Local productions	\$0		\$0
G. Program supplements	\$0		\$0
H. Programs that are nationally distributed	\$0		\$0
I. Promotional items	\$0		\$0
J. Regional organization allocations of program services	\$0		\$0
K. State PB agency allocations other than those allowed on line 3(b)	\$0		\$0
L. Services that would not need to be purchased if not donated	\$0		\$0
M. Other	\$0		\$0
6. Total in-kind contributions - services and other assets (line 4 plus line 5), forwards to Schedule F, line 1c. Must agree with in-kind contributions recognized as revenue in the AFS.	\$21,639		\$21,192

Comments

Comment	Name	Date	Status
Schedule D			
WFSU-TV (1741)			
Tallahassee, FL			

	2019 data	<u>Donor Code</u>	2020 data
1. Land (must be eligible as NFFS)	\$0		\$0
2. Building (must be eligible as NFFS)	\$0		\$0
3. Equipment (must be eligible as NFFS)	\$0		\$0
4. Vehicle(s) (must be eligible as NFFS)	\$0		\$0
5. Other (specify) (must be eligible as NFFS)	\$0		\$0
6. Total in-kind contributions - property and equipment eligible as NFFS (sum of lines 1 through 5), forwards to Line 3b. of the Summary of Nonfederal Financial Support	\$0		\$0
7. IN-KIND CONTRIBUTIONS INELIGIBLE AS NFFS	\$0		\$0
a) Exchange transactions	\$0		\$0
b) Federal or public broadcasting sources	\$0		\$0
c) TV only—property and equipment that includes new facilities (land and structures), expansion of existing facilities and acquisition of new equipment	\$0		\$0
d) Other (specify)	\$0		\$0
8. Total in-kind contributions - property and equipment (line 6 plus line 7), forwards to Schedule F, line 1d. Must agree with in-	\$0		\$0

	2019 data	<u>Donor Code</u>	2020 data
--	-----------	-------------------	-----------

kind contributions recognized as revenue in the AFS.

Comments

Comment	Name	Date	Status
---------	------	------	--------

Schedule E
WFSU-TV (1741)
Tallahassee, FL

EXPENSES

(Operating and non-operating)

	PROGRAM SERVICES	2019 data	2020 data
+	1. Programming and production	\$8,225,217	\$8,368,882
	A. TV CSG	\$1,436,651	\$1,433,259
	B. TV Interconnection	\$32,253	\$31,141
	C. Other CPB Funds	\$44,354	\$56,658
	D. All non-CPB Funds	\$6,711,959	\$6,847,824
+	2. Broadcasting and engineering	\$1,986,944	\$2,014,966
	A. TV CSG	\$57,890	\$61,386
	B. TV Interconnection	\$0	\$0
	C. Other CPB Funds	\$0	\$1,000
	D. All non-CPB Funds	\$1,929,054	\$1,952,580
+	3. Program information and promotion	\$233,407	\$277,666
	A. TV CSG	\$83,915	\$120,757
	B. TV Interconnection	\$0	\$0
	C. Other CPB Funds	\$52,466	\$69,129
	D. All non-CPB Funds	\$97,026	\$87,780
	SUPPORT SERVICES	2019 data	2020 data
+	4. Management and general	\$686,841	\$744,520
	A. TV CSG	\$29,730	\$36,549
	B. TV Interconnection	\$0	\$0
	C. Other CPB Funds	\$15,862	\$54,994
	D. All non-CPB Funds	\$641,249	\$652,977
+	5. Fund raising and membership development	\$365,066	\$382,819
	A. TV CSG	\$0	\$3,603
	B. TV Interconnection	\$0	\$0
	C. Other CPB Funds	\$0	\$0
	D. All non-CPB Funds	\$365,066	\$379,216
+	6. Underwriting and grant solicitation	\$257,100	\$242,984
	A. TV CSG	\$12,151	\$27,549

PROGRAM SERVICES		2019 data	2020 data
	B. TV Interconnection	\$0	\$0
	C. Other CPB Funds	\$0	\$0
	D. All non-CPB Funds	\$244,949	\$215,435
+	7. Depreciation and amortization (if not allocated to functional categories in lines 1 through 6)	\$0	\$0
	A. TV CSG	\$0	\$0
	B. TV Interconnection	\$0	\$0
	C. Other CPB Funds	\$0	\$0
	D. All non-CPB Funds	\$0	\$0
+	8. Total Expenses (sum of lines 1 to 7) must agree with audited financial statements	\$11,754,575	\$12,031,837
	A. Total TV CSG (sum of Lines 1.A, 2.A, 3.A, 4.A, 5.A, 6.A, 7.A)	\$1,620,337	\$1,683,103
	B. Total TV Interconnection (sum of Lines 1.B, 2.B, 3.B, 4.B, 5.B, 6.B, 7.B)	\$32,253	\$31,141
	C. Total Other CPB Funds (sum of Lines 1.C, 2.C, 3.C, 4.C, 5.C, 6.C, 7.C)	\$112,682	\$181,781
	D. Total All non-CPB Funds (sum of Lines 1.D, 2.D, 3.D, 4.D, 5.D, 6.D, 7.D)	\$9,989,303	\$10,135,812

INVESTMENT IN CAPITAL ASSETS		2019 data	2020 data
Cost of capital assets purchased or donated			
	9. Total capital assets purchased or donated	\$2,205,140	\$444,798
	9a. Land and buildings	\$74,525	\$0
	9b. Equipment	\$480,099	\$250,230
	9c. All other	\$1,650,516	\$194,568
	10. Total expenses and investment in capital assets (Sum of lines 8 and 9)	\$13,959,715	\$12,476,635

Additional Information		2019 data	2020 data
(Lines 11 + 12 must equal line 8 and Lines 13 + 14 must equal line 9)			
	11. Total expenses (direct only)	\$10,528,404	\$10,754,336
	12. Total expenses (indirect and in-kind)	\$1,226,171	\$1,277,501
	13. Investment in capital assets (direct only)	\$2,205,140	\$444,798
	14. Investment in capital assets (indirect and in-kind)	\$0	\$0

Comments

Comment	Name	Date	Status
Schedule F WFSU-TV (1741) Tallahassee, FL			

2020 data
1. Data from AFR

a. Schedule A, Line 22	\$10,702,328	
b. Schedule B, Line 5	\$1,256,309	
c. Schedule C, Line 6	\$21,192	
d. Schedule D, Line 8	\$0	
e. Total from AFR	\$11,979,829	

Choose Reporting Model

You **must** choose one of the three reporting models in order to complete Schedule F. After making your selection, click the "Choose" button below, which will display your reporting model. When changing to a different reporting model all data entered in the current reporting model will be lost.

- FASB
 GASB Model A proprietary enterprise-fund financial statements with business-type activities only
 GASB Model B public broadcasting entity-wide statements with mixed governmental and business-type activities

2020 data

2. GASB Model A proprietary enterprise-fund financial statements with business-type activities only

a. Operating revenues	\$11,555,546	
b. Non-operating revenues	\$424,281	
c. Other revenue	\$0	
d. Captital grants, gifts and appropriations (if not included above)	\$0	
e. Total From AFS, lines 2a-2d	\$11,979,827	

Reconciliation

2020 data

3. Difference (line 1 minus line 2)	\$2	
4. If the amount on line 3 is not equal to \$0, click the "Add" button and list the reconciling items.	\$2	

Description	Amount
rounding amount	\$2

Comments

Comment	Name	Date	Status
---------	------	------	--------